

# A F F I L I A T E S L E T T E R

The official newsletter for FEMS Affiliates

## #FEMS2011

Follow FEMS  
@FEMSTweets  
and use the  
hashtag above  
to be updated  
with FEMS  
2011



## ALSO IN THIS ISSUE:

FEMS booth at the ESPID Congress

Have a look at the Meeting Attendance Grants hooded sweater

Your guide to the FEMS 2011 Special Events

Deadlines for FEMS Grants

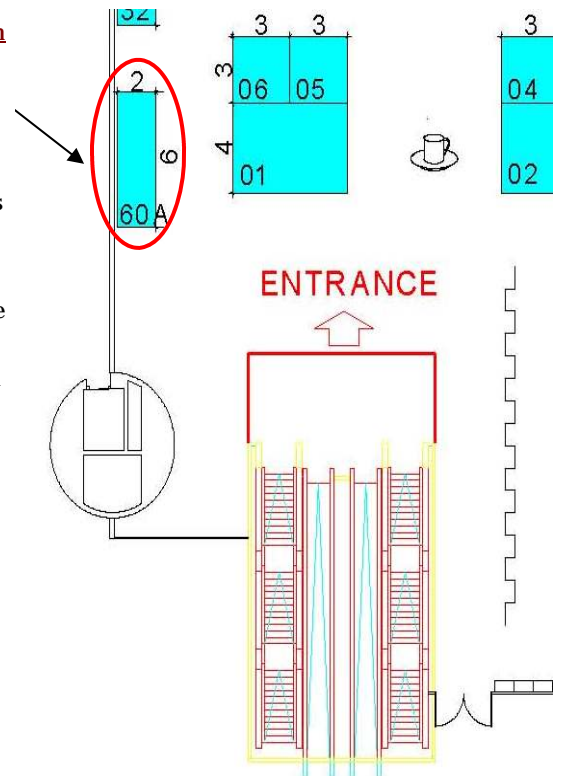
FEMS-sponsored meetings 2011

## Visit the FEMS Booth at the Congress

It's just days away to the 4th FEMS Congress in Geneva, Switzerland! Of course, we will have our own booth at the congress. The FEMS booth shall be located at the left side of the main entrance. Make sure you do not fail to drop by since we have a gift for FEMS Affiliates – the FEMS “Happy Microbes” card game.

If you know other individuals who will be at the congress and who are not yet registered as FEMS Affiliates, you might want to invite them to register as well. They will also receive the game upon registration.

The FEMS “Happy Microbes” card game is a collection of microbial families. The objective of the game is to collect them all during the game proper. It is expected that this game will be played not only among microbiologists but also with their family and friends who are not microbiologists so they will get to know the wonderful world of microbes too.



Register as an affiliate and get the “Happy Microbes” game

**FREE**

at the FEMS Booth  
FEMS 2011  
Geneva, Switzerland



## FEMS booth at the ESPID Congress




A congress attendee signing up as FEMS Affiliate during the ESPID Congress in The Hague, The Netherlands

FEMS joined the ESPID Congress from June 7-10 in The Hague, The Netherlands.

In the congress, we were able to promote [FEMS](#) once again and the upcoming [FEMS Congress](#) in Geneva, Switzerland.

This was also an opportunity to promote the FEMS Medical Microbiology and Immunology journal since Paediatric Infectious Diseases is the focus of ESPID.

It was no surprise that meeting attendees grabbed copies of the articles published in the said journal bordering on Paediatric Infectious Diseases.

The ESPID Congress in The Hague is part of the annual ESPID meeting. 

*The combined  
Online Subscription  
to ALL FEMS Journals  
costs only €185.*  
**Subscribe now.**



## Are you the next FEMS Meeting Attendance grantee?



Meeting Attendance grantee Masa Vodovnik of Slovenia in her FEMS Meeting Attendance Grant sweater during the 9th Carbohydrate Bioengineering Meeting in Lisbon, Portugal

Young European scientists wishing to attend microbiology meetings not supported by a FEMS Meetings Grant are always encouraged to apply for a [FEMS Meeting Attendance Grant](#).

The maximum amount of a Meeting Attendance Grant is EUR 600 and the minimum, EUR 250. Meeting Attendance Grants may support attendance at meetings worldwide but preference is given for meetings within the European area.

Aside from that support, FEMS also has the new FEMS Meeting Attendance Grant hooded sweater. You will see it worn by Meeting Attendance

grantee Masa Vodovnik of Slovenia in the picture on the left.










The hooded sweater features the FEMS logo on the breast pocket side with the words "Meeting Attendance Grantee" under it. There is also a big FEMS logo at the back.

This grant has two deadlines each year, April 1 (for meetings between May 1 and September 30 of the same year) and September 1 (for meetings between October 1 of the same year and April 30 of the coming year).

Interested individuals may read the regulations [here](#). 

YOUR GUIDE TO SPECIAL EVENTS AT FEMS 2011

June 2011

26 Sun	27 Mon	28 Tue	29 Wed	30 Thu
	  	  	  	<p><b>FEMS Lwoff Award Awarding Ceremony</b> 12:30 to 13:45</p>

**SGM Special Event:**  
Showcasing public engagement  
(while maintaining academic  
credibility)  
Monday, June 27  
12:30 to 14:30  
Hall A

**EURO-ECCO Special Event:**  
European Biological  
Resource Centres:  
a multi-service  
for life sciences  
and biotechnology  
Monday, June 27  
12:30 to 14:30  
Hall C

**Roundtable discussion:**  
Chances and challenges  
of EC-funded  
European Research  
Monday, June 27  
17:15 to 18:30  
Hall B

**SGM Special Event:**  
Making the most of PhD  
and post-doctoral years  
Tuesday, June 28  
12:30 to 14:30  
Hall A

**EAM/EMF Keynote lecture  
and roundtable discussion  
on Infectious Diseases  
— lessons from  
the Pandemic Flu**  
Tuesday, June 28  
17:15 to 19:15  
Hall B

**EMF Special Event:**  
Science and Media  
Wednesday, June 29  
12:30 to 14:30  
Hall A

**Special Event:**  
ASM/FEMS Symposium  
Wednesday, June 29  
12:30 to 14:30  
Hall B

# DEADLINES

September 1, 2011

April 1, 2012

FEMS Meeting Attendance Grants

October 1, 2011

FEMS Advanced Fellowships

December 15, 2011

June 1, 2012

FEMS National & Regional Congresses Grants

December 1, 2011

June 15, 2012

FEMS Research Fellowships  
FEMS Visiting Scientist Grants

March 1, 2012

FEMS Meeting Grants

## FEMS - SPONSORED MEETINGS July - September 2011

DATE	TITLE OF MEETING	VENUE
July 17	Enzymes in the Environments: Activity, Ecology and Applications	Germany
Aug 28	10th Lactic Acid Bacteria Symposium	The Netherlands
Sept 4	4th International Conference on Polar and Alpine Microbiology	Slovenia
Sept 4	XVIII Lancefield International Symposium	Italy
Sept 11	Non-Conventional Yeasts in the Post genomic Era, NCY 2011	Ukraine
Sept 11	ISSM 2011 - 8th International Symposium of Subsurface ] Microbiology	Germany
Sept 19	International Biodeterioration and Biodegradation Symposium	Austria

### Microbiology tidbits...

Discoveries in Mitochondria Open New Field of Cancer Research

Researchers at Virginia Commonwealth University Massey Cancer Center have revealed novel mechanisms in mitochondria that have implications for cancer as well as many other age-related diseases such as Parkinson's disease, heart disease and hypertension.

*(source: Virginia Commonwealth University, reprinted by Science Daily)*

Bacteria That Clean Art: Restorers and Microbiologists Use Bacteria to Make Works of Art Shine Like New

Researchers at the Institute of Heritage Restoration (IRP) and the Centre for Advanced Food Microbiology (CAMA), both from the Polytechnic University of Valencia (Spain), are beginning to experiment with this new technique on the frescoes of Antonio Palomino from the 17th century in the Church of Santos Juanes in Valencia.

*(source: Association RUVID via Alpha Galileo, reprinted by Science Daily)*



is social!

Follow us on Twitter

Find us on Facebook

<http://twitter.com/FEMStweets> <http://www.facebook.com/FEMSmicro>

**The FEMS Daily**  
as shared by FEMS + 82 followed people on Twitter

subscribe at <http://paper.li/FEMStweets>

<http://www.fems-microbiology.org>

The FEMS Affiliates Letter is a production of FEMS Central Office

Keverling Buismanweg 4, 2628 CL Delft, The Netherlands

T: +31-15-269-3920 / F: +31-15-269-3921 / E-mail: [fems@fems-microbiology.org](mailto:fems@fems-microbiology.org)

*The voice of microbiology in Europe.  
We advance and unify microbiology knowledge.*